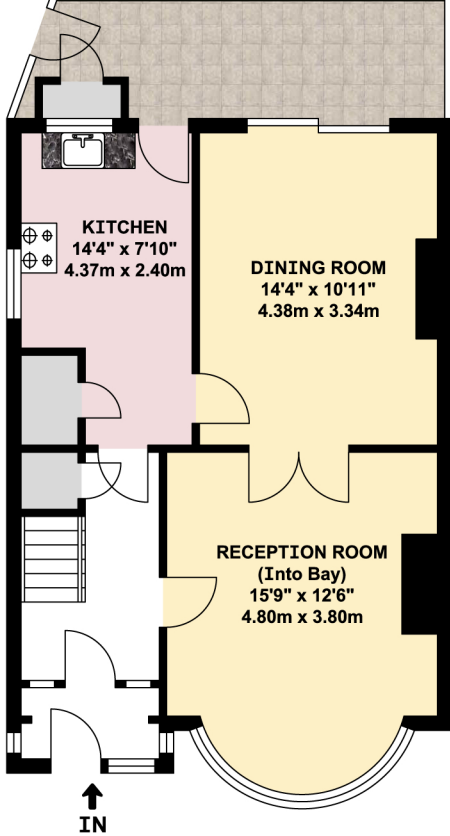
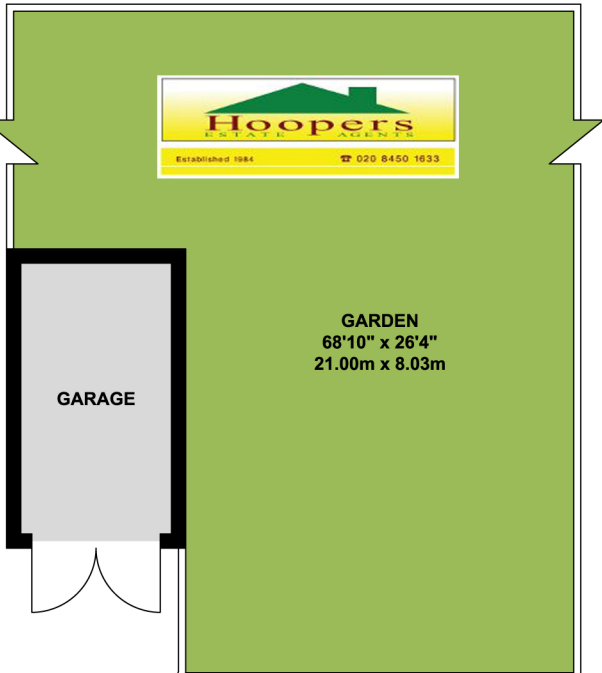
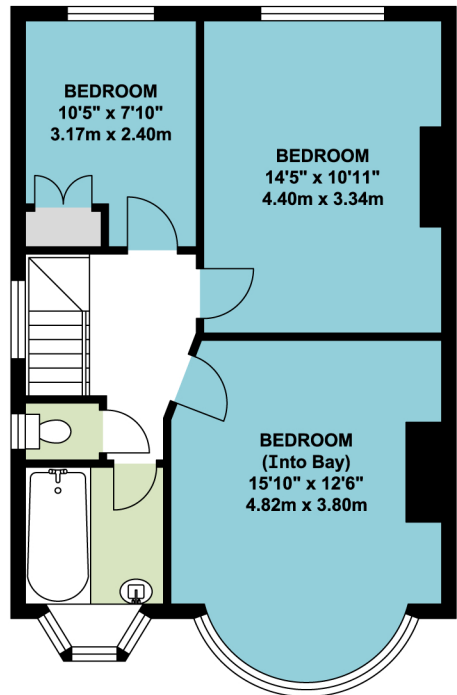


# TANFIELD AVENUE LONDON NW2



**GROUND FLOOR**



**FIRST FLOOR**

**APPROX. GROSS INTERNAL FLOOR AREA 1102.00 SQ. FT / 102.38 SQ. M**

WHILST EVERY ATTEMPT HAS BEEN MADE TO ENSURE THE ACCURACY OF THE FLOOR PLAN CONTAINED HERE, MEASUREMENTS OF DOORS, WINDOWS, ROOMS AND ANY OTHER ITEMS ARE APPROXIMATE AND NO RESPONSIBILITY IS TAKEN FOR ANY ERROR, OMISSION, OR MIS-STATEMENT. THIS PLAN IS FOR ILLUSTRATIVE PURPOSES ONLY AND SHOULD BE USED AS SUCH, BY ANY PROSPECTIVE PURCHASER. FLOOR PLANS ARE NOT DONE TO "SCALE".